

2021 WSQ Machine Quilting
Challenge
Churn Dash
(Finished Size: 30 X 30)

Fabrics Required:

3/4 yd Solid White: Background
3/4 yds of 1 Color of Your Choice:
Block, Border, & Binding

Cut you fabric as follows:

White:

Cut 1: 6" Strip WOF:
Sub-cut into
Cut 2: 5 7/8" Squares
(for 4 HST)
Cut 4: 5 1/2" x 3" Rectangles
Cut 1: 5 1/2" Squares

Cut 1: 2 1/4" X WOF
Sub-cut into
Cut 2: 2 1/4" x 19" Strips

Cut 2: Cut 4: 4" Strips x WOF
Sub-cut into
2: 2 1/4" x 15 1/2" Strips
2: 4" x 23" Strips
2: 4" x 30" strips
(Outside Border)


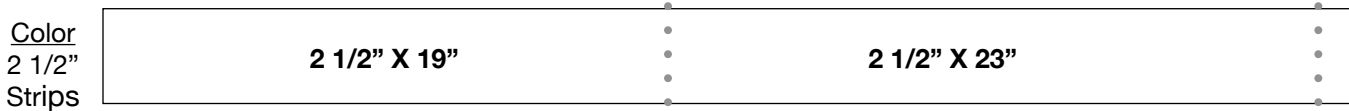
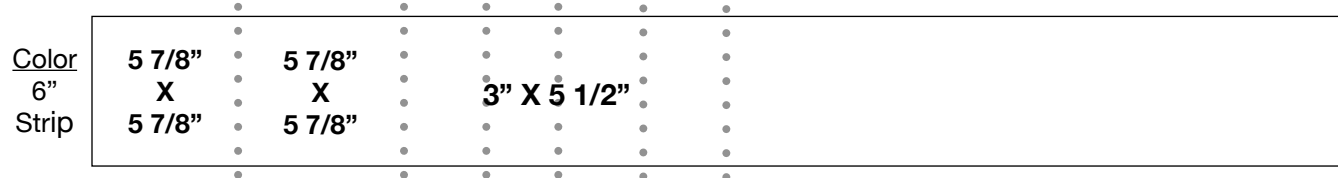
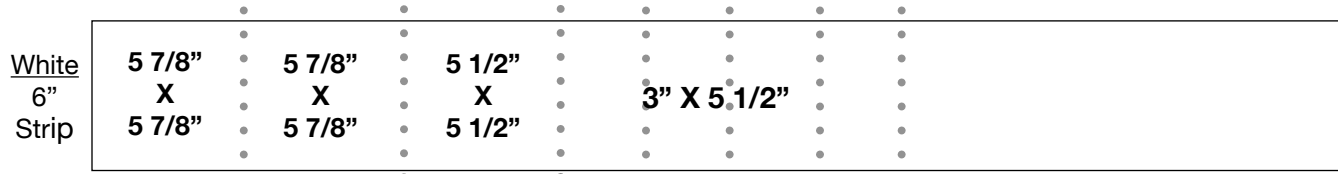
Color of your Choice:

Cut 1: 6" Strip WOF:
Sub-cut into
Cut 2: 5 7/8" Squares
(for 4 HST)
Cut 4: 5 1/2" x 3" Rectangles

Cut 2: 2 1/2" Strips x WOF
(Inside Border)

Cut 3 binding strips WOF
(Choose the width of strip you
prefer to bind with.)

Cutting Diagrams:



Sew Half Square Triangles:

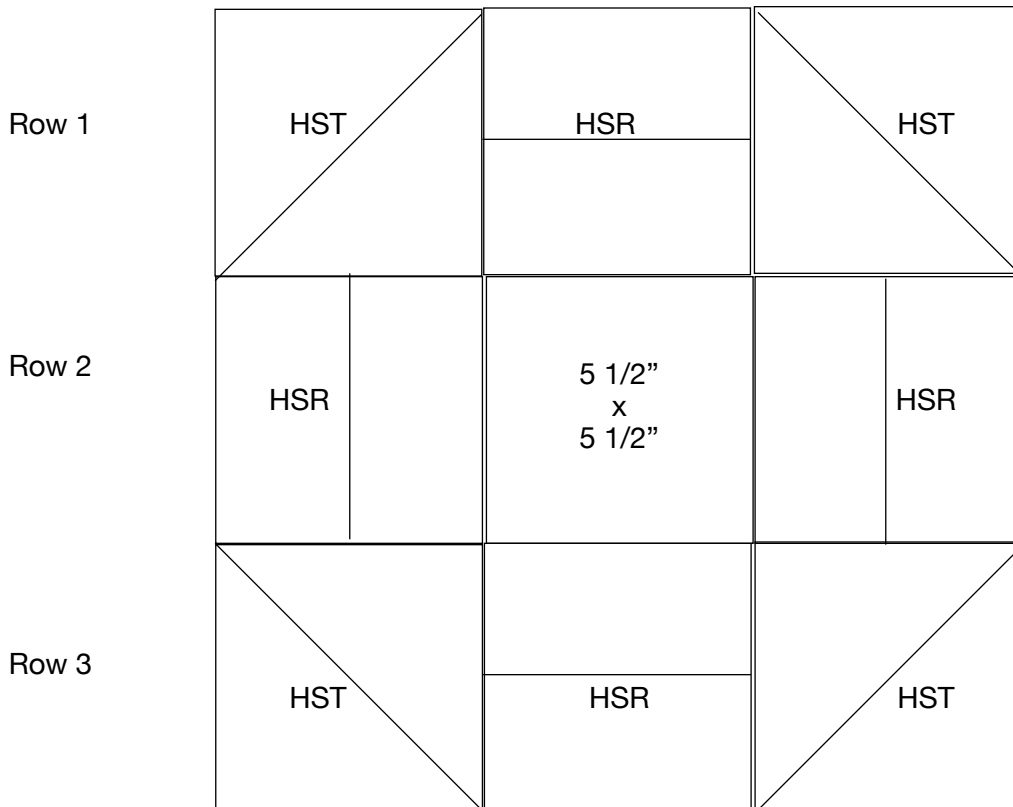
White 5 7/8" x 5 7/8" square with Color 5 7/8" x 5 7/8" square RST.

Draw a line diagonally and sew 1/4" on each side of the line. Cut on the line. Press toward the Color fabric. Repeat with the other White and Color 5 7/8" squares.

Sew Half Square Rectangles:

Layer White 3" x 5 1/2" rectangle with Color 3" x 5 1/2" rectangle RST. Sew along the long edge. Press toward the Color fabric. Repeat for the other three half square rectangle units.

Sew Block together:



Row 1:

Half Square Triangle, Half Square Rectangle, Half Square Triangle

Row 2:

Half Square Rectangle, White 5 1/2" x 5 1/2" Square, Half Square Rectangle

Row 3:

Half Square Triangle, Half Square Rectangle, Half Square Triangle

Block should measure 15 1/2" x 15 1/2".

Sashing:

Sew a White 2 1/4" x 15 1/2" strip on each side of the block. The width of block should now measure 19". Sew a White 2 1/4" x 19" strip to the top and bottom of the block.

Inside Border:

Sew a Color 2 1/2" X 19" strip on each side of the block. The width of the block should now measure 23". Sew a Color 2 1/2" x 23" strip to the top and bottom of the block.

Outside Border:

Sew a White 4" x 23" strip on each side of the block. The width of the block should now measure 30". Sew a White 4" x 30 strip to the top and bottom of the block.

Quilt as desired.

Bind with Color binding strips cut to the width you desire to bind with.

NO Embellishments: Thread ONLY.

This is a machine quilting challenge. Different types of threads may be used in the quilting process. No beads, paint, or any other type of embellishments allowed.

Looking forward to view your finished challenge in the quilt show!